

Luminaire Photograph



Light Output Ratio:	84.0%	
Luminaire Power:	8.899 W	
SHR Nominal:	0.00	Calculated using the TM5
SHR Maximum:	0.30	fine grid method.

C Range: 0 - 360DEG
C Interval: 30.0DEG
Test Speed: HIGH
Temperature: 25.3 °C
Operators: zoe
Test Date: 2025-1-7

Range: 0 - 180DEG
Interval: 1.0DEG
Test System: EVERFINE GO-SPEX500_V1 SYSTEM V2.00.461
Humidity: 65.0%
Test Distance: 3.160m [K=1.0000]
Remarks: LAMP: BXRH-30H0600-A-83 Ra: 97
LENS: PM-1084A 24R
DRIVER: SC20W150-500CG-4W 200mA
30minutes warm-up

LUMINOUS INTENSITY DISTRIBUTION DIAGRAM

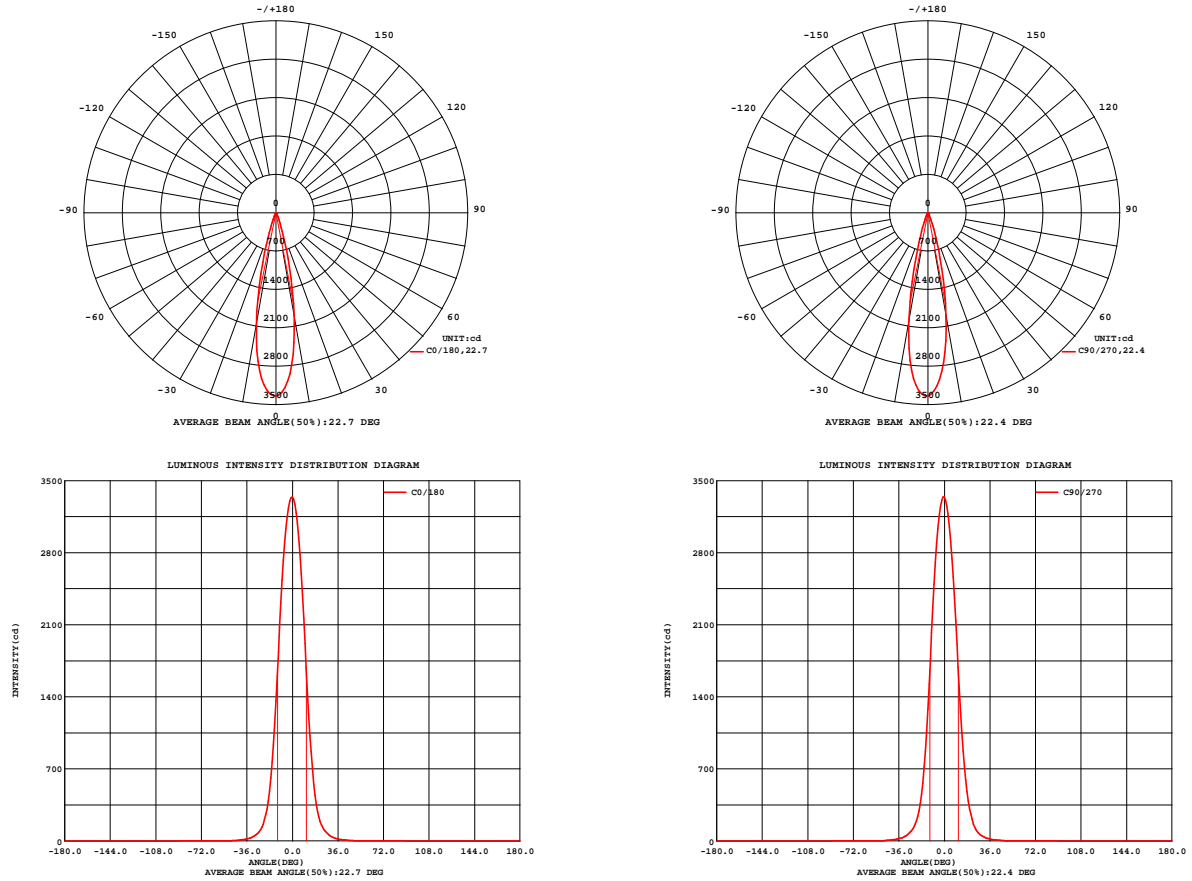


Fig. C0/C180

Fig. C90/C270

C Range: 0 - 360DEG
C Interval: 30.0DEG
Test Speed: HIGH
Temperature: 25.3 °C
Operators: zoe
Test Date: 2025-1-7

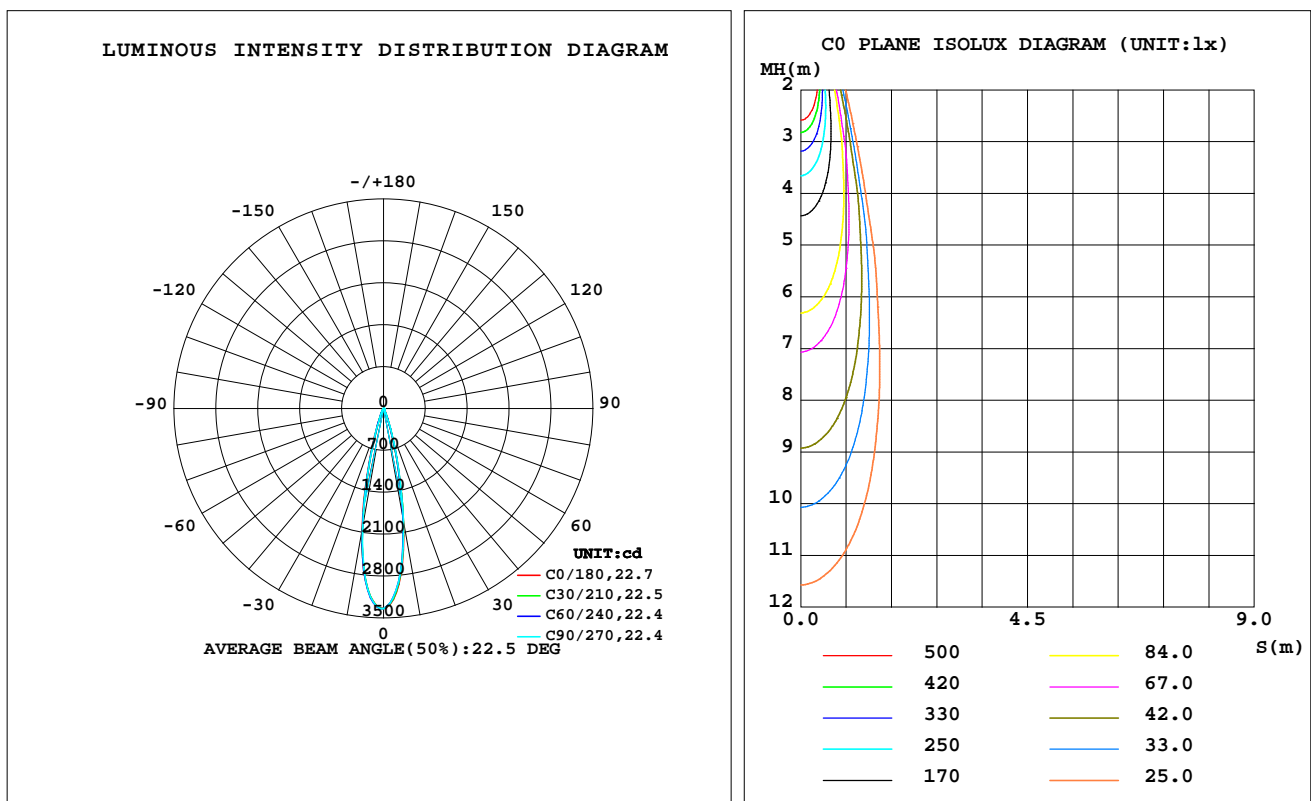
Range: 0 - 180DEG
Interval: 1.0DEG
Test System: EVERFINE GO-SPEX500_V1 SYSTEM V2.00.461
Humidity: 65.0%
Test Distance: 3.160m [K=1.0000]
Remarks: LAMP: BXRH-30H0600-A-83 Ra: 97
LENS: PM-1084A 24R
DRIVER: SC20W150-500CG-4W 200mA

30minutes warm-up

LUMINAIRE PHOTOMETRIC TEST REPORT

Test:U:220.38V I:0.0430A P:8.8992W PF:0.9359 Freq:49.99Hz Lamp Flux:692.395x1 lm		
NAME: 2319.226-UA-200	TYPE:	WEIGHT:
SPEC.: 3000K	DIM.:	SERIAL No.: 2501070027
MFR.: RISE	SUR.: 0.000961625m2	Shielding Angle:

DATA OF LAMP		PHOTOMETRIC DATA Eff: 65.37 lm/W			
MODEL	Brideglux	I _{max} (cd)	3343	S/MH(C0/180)	0.38
NOMINAL POWER(W)	9	LOR(%)	84.0	S/MH(C90/270)	0.37
RATED VOLTAGE(V)	220	TOTAL FLUX(lm)	581.74	UP,DN(C0-180)	0.0,41.4
NOMINAL FLUX(lm)	692.395	CIE CLASS	DIRECT	UP,DN(C180-360)	0.0,42.6
LAMPS INSIDE	1	up(%)	0.0	CIBSE SHR NOM	0.00
TEST VOLTAGE(V)	220	down(%)	84.0	CIBSE SHR MAX	0.30



C Range: 0 - 360DEG
C Interval: 30.0DEG
Test Speed: HIGH
Temperature:25.3℃
Operators:zoe
Test Date:2025-1-7

Range: 0 - 180DEG
Interval: 1.0DEG
Test System:EVERFINE GO-SPEX500_V1 SYSTEM V2.00.461
Humidity:65.0%
Test Distance:3.160m [K=1.0000]
Remarks: LAMP:BXRH-30H0600-A-83 Ra:97
LENS:PM-1084A 24R
DRIVER:SC20W150-500CG-4W 200mA

30minutes warm-up

ZONAL FLUX DIAGRAM

ZONAL FLUX DIAGRAM:

	C0	C45	C90	C135	C180	C225	C270	C315		zone	total	%lum,lamp
10	1919	1897	1911	1990	2074	2055	2026	1980	0- 10	252.1	252.1	43.3,36.4
20	285.6	293.8	313.6	311.9	306.5	291.7	291.5	291.8	10- 20	250.4	502.5	86.4,72.6
30	48.95	48.09	47.17	46.66	47.72	51.94	52.81	51.31	20- 30	57.93	560.4	96.3,80.9
40	12.20	11.31	10.73	10.66	11.29	12.77	13.27	12.68	30- 40	15.69	576.1	99,83.2
50	1.970	2.292	2.082	1.857	1.693	1.755	1.841	1.849	40- 50	4.609	580.7	99.8,83.9
60	0.3917	0.3938	0.3860	0.3815	0.3418	0.3408	0.3729	0.4033	50- 60	0.8111	581.5	100,84
70	0.0589	0.0637	0.0657	0.0597	0.0545	0.0424	0.0458	0.0448	60- 70	0.1592	581.7	100,84
80	0.0282	0.0234	0.0292	0.0208	0.0263	0.0147	0.0218	0.0155	70- 80	0.0362	581.7	100,84
90	0	0	0	0	0	0	0	0	80- 90	0.0144	581.7	100,84
100	0	0	0	0	0	0	0	0	90-100	0	581.7	100,84
110	0	0	0	0	0	0	0	0	100-110	0	581.7	100,84
120	0	0	0	0	0	0	0	0	110-120	0	581.7	100,84
130	0	0	0	0	0	0	0	0	120-130	0	581.7	100,84
140	0	0	0	0	0	0	0	0	130-140	0	581.7	100,84
150	0	0	0	0	0	0	0	0	140-150	0	581.7	100,84
160	0	0	0	0	0	0	0	0	150-160	0	581.7	100,84
170	0	0	0	0	0	0	0	0	160-170	0	581.7	100,84
180	0	0	0	0	0	0	0	0	170-180	0	581.7	100,84
DEG	LUMINOUS INTENSITY:cd									UNIT:lm		

C Range: 0 - 360DEG
C Interval: 30.0DEG
Test Speed: HIGH
Temperature:25.3℃
Operators:zoe
Test Date:2025-1-7

Range: 0 - 180DEG
Interval: 1.0DEG
Test System:EVERFINE GO-SPEX500_V1 SYSTEM V2.00.461
Humidity:65.0%
Test Distance:3.160m [K=1.0000]
Remarks: LAMP:BXRH-30H0600-A-83 Ra:97
LENS:PM-1084A 24R
DRIVER:SC20W150-500CG-4W 200mA

30minutes warm-up

LUMINANCE LIMITATION CURVES

Test:U:220.38V I:0.0430A P:8.8992W PF:0.9359 Freq:49.99Hz
Lamp Flux:692.395x1 lm

NAME: 2319.226-UA-200

TYPE:

WEIGHT:

SPEC.: 3000K

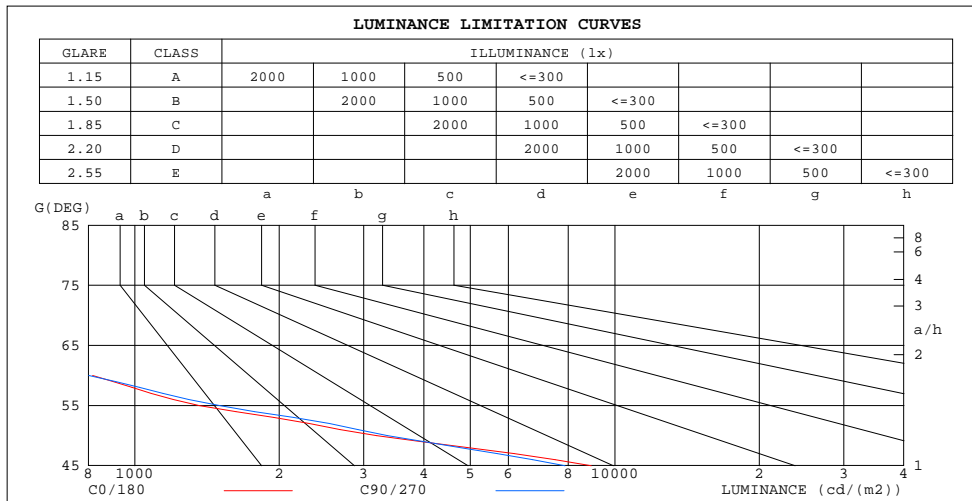
DIM.:

SERIAL No.: 2501070027

MFR.: RISE

SUR.: 0.000961625m2

Shielding Angle:



LUMINANCE cd/(m2)		
G(180)	C0/180	C90/270
85	238	218
80	169	175
75	161	169
70	179	200
65	346	324
60	816	802
55	1361	1501
50	3194	3366
45	8934	7872

C Range: 0 - 360DEG
C Interval: 30.0DEG
Test Speed: HIGH
Temperature:25.3℃
Operators:zoe
Test Date:2025-1-7

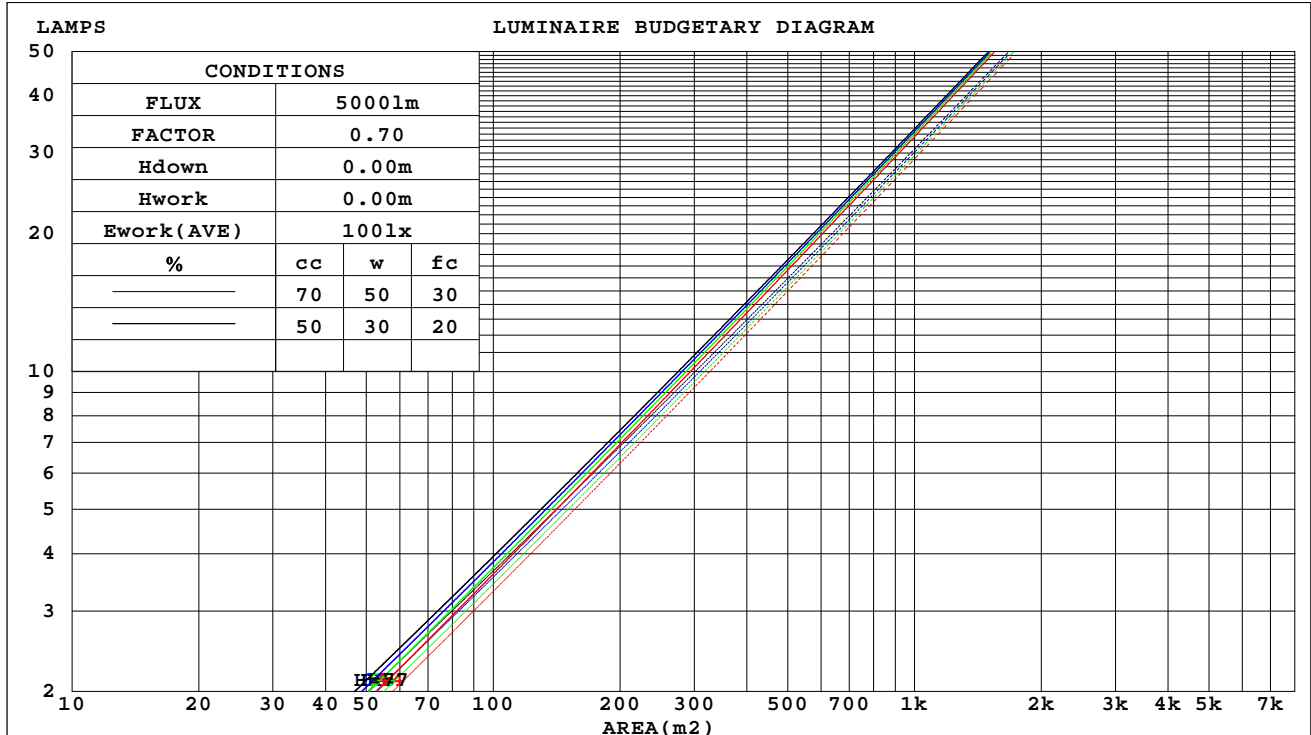
Range: 0 - 180DEG
Interval: 1.0DEG
Test System:EVERFINE GO-SPEX500_V1 SYSTEM V2.00.461
Humidity:65.0%
Test Distance:3.160m [K=1.0000]
Remarks: LAMP:BXRH-30H0600-A-83 Ra:97
LENS:PM-1084A 24R
DRIVER:SC20W150-500CG-4W 200mA

30minutes warm-up

CU AND LUMINAIRE BUDGETARY ESTIMATE DIAGRAM

Test:U:220.38V I:0.0430A P:8.8992W PF:0.9359 Freq:49.99Hz Lamp Flux:692.395x1 lm		
NAME: 2319.226-UA-200	TYPE:	WEIGHT:
SPEC.: 3000K	DIM.:	SERIAL No.: 2501070027
MFR.: RISE	SUR.: 0.000961625m2	Shielding Angle:

cc	80%			70%			50%			30%			10%			0
w	50%	30%	10%	50%	30%	10%	50%	30%	10%	50%	30%	10%	50%	30%	10%	0
fc	20%			20%			20%			20%			20%			0
RCR	RCR:Room Cavity Ratio															



C Range: 0 - 360DEG
C Interval: 30.0DEG
Test Speed: HIGH
Temperature:25.3℃
Operators:zoe
Test Date:2025-1-7

Range: 0 - 180DEG
Interval: 1.0DEG
Test System:EVERFINE GO-SPEX500_V1 SYSTEM V2.00.461
Humidity:65.0%
Test Distance:3.160m [K=1.0000]
Remarks: LAMP:BXRH-30H0600-A-83 Ra:97
LENS:PM-1084A 24R
DRIVER:SC20W150-500CG-4W 200mA

30minutes warm-up

WEC AND CCEC

Test:U:220.38V I:0.0430A P:8.8992W PF:0.9359 Freq:49.99Hz Lamp Flux:692.395x1 lm		
NAME: 2319.226-UA-200	TYPE:	WEIGHT:
SPEC.: 3000K	DIM.:	SERIAL No.: 2501070027
MFR.: RISE	SUR.: 0.000961625m2	Shielding Angle:

cc	80%			70%			50%			30%			10%			0
w	50%	30%	10%	50%	30%	10%	50%	30%	10%	50%	30%	10%	50%	30%	10%	0
fc	20%			20%			20%			20%			20%			0
RCR	RCR:Room Cavity Ratio Wall Exitance Coefficients(WEC)															
0.0																
1.0	.108	.062	.020	.103	.059	.019	.092	.053	.017	.083	.048	.015	.074	.043	.014	
2.0	.100	.055	.017	.095	.052	.016	.087	.048	.015	.079	.044	.014	.072	.040	.013	
3.0	.092	.049	.015	.089	.047	.014	.082	.044	.013	.075	.041	.013	.069	.038	.012	
4.0	.086	.045	.013	.083	.043	.013	.077	.041	.012	.072	.038	.012	.067	.036	.011	
5.0	.081	.041	.012	.078	.040	.012	.073	.038	.011	.069	.036	.011	.064	.034	.010	
6.0	.076	.038	.011	.074	.037	.011	.070	.036	.010	.066	.034	.010	.062	.033	.010	
7.0	.072	.036	.010	.070	.035	.010	.067	.034	.010	.063	.032	.009	.060	.031	.009	
8.0	.069	.034	.009	.067	.033	.009	.064	.032	.009	.061	.031	.009	.058	.030	.009	
9.0	.066	.032	.009	.064	.031	.009	.061	.030	.009	.059	.029	.008	.056	.028	.008	
10.0	.063	.030	.008	.061	.030	.008	.059	.029	.008	.057	.028	.008	.054	.027	.008	

cc	80%			70%			50%			30%			10%			0
w	50%	30%	10%	50%	30%	10%	50%	30%	10%	50%	30%	10%	50%	30%	10%	0
fc	20%			20%			20%			20%			20%			0
RCR	RCR:Room Cavity Ratio Ceiling Cavity Exitance Coefficients(CCEC)															
0.0	.160	.160	.160	.137	.137	.137	.093	.093	.093	.054	.054	.054	.017	.017	.017	
1.0	.141	.133	.125	.121	.114	.108	.083	.078	.074	.047	.045	.043	.015	.015	.014	
2.0	.125	.112	.100	.107	.096	.086	.074	.066	.060	.042	.039	.035	.014	.012	.012	
3.0	.112	.095	.081	.096	.082	.071	.066	.057	.050	.038	.033	.029	.012	.011	.010	
4.0	.101	.082	.067	.087	.071	.058	.060	.049	.041	.035	.029	.024	.011	.009	.008	
5.0	.092	.072	.056	.079	.062	.049	.055	.043	.035	.032	.025	.021	.010	.008	.007	
6.0	.085	.063	.048	.073	.055	.042	.050	.038	.029	.029	.023	.017	.009	.007	.006	
7.0	.078	.056	.041	.067	.049	.036	.046	.034	.025	.027	.020	.015	.009	.007	.005	
8.0	.072	.050	.035	.062	.044	.031	.043	.031	.022	.025	.018	.013	.008	.006	.004	
9.0	.068	.046	.031	.058	.040	.027	.040	.028	.019	.023	.016	.011	.008	.005	.004	
10.0	.063	.041	.027	.055	.036	.024	.038	.025	.017	.022	.015	.010	.007	.005	.003	

C Range: 0 - 360DEG
C Interval: 30.0DEG
Test Speed: HIGH
Temperature:25.3℃
Operators:zoe
Test Date:2025-1-7

Range: 0 - 180DEG
Interval: 1.0DEG
Test System:EVERFINE GO-SPEX500_V1 SYSTEM V2.00.461
Humidity:65.0%
Test Distance:3.160m [K=1.0000]
Remarks: LAMP:BXRH-30H0600-A-83 Ra:97
LENS:PM-1084A 24R
DRIVER:SC20W150-500CG-4W 200mA

30minutes warm-up

UGR(Unified Glare Rating) Table

Test:U:220.38V I:0.0430A P:8.8992W PF:0.9359 Freq:49.99Hz Lamp Flux:692.395x1 lm										
NAME: 2319.226-UA-200					TYPE:			WEIGHT:		
SPEC.: 3000K					DIM.:			SERIAL No.: 2501070027		
MFR.: RISE					SUR.: 0.000961625m2			Shielding Angle:		
ceiling/cavity	0.7	0.7	0.5	0.5	0.3	0.7	0.7	0.5	0.5	0.3
walls	0.5	0.3	0.5	0.3	0.3	0.5	0.3	0.5	0.3	0.3
working plane	0.2	0.2	0.2	0.2	0.2	0.2	0.2	0.2	0.2	0.2
Room dimensions	Viewed crosswise					Viewed endwise				
x = 2H y = 2H	10.0	10.6	10.2	10.7	10.9	9.6	10.2	9.8	10.3	10.4
3H	9.9	10.4	10.1	10.6	10.8	9.4	10.0	9.7	10.2	10.3
4H	9.8	10.3	10.0	10.5	10.7	9.3	9.9	9.6	10.1	10.3
6H	9.7	10.2	10.0	10.4	10.7	9.3	9.8	9.5	10.0	10.2
8H	9.6	10.1	9.9	10.4	10.6	9.2	9.7	9.5	9.9	10.2
12H	9.6	10.1	9.9	10.3	10.6	9.2	9.6	9.5	9.9	10.2
4H 2H	9.8	10.3	10.0	10.5	10.7	9.4	9.9	9.6	10.1	10.3
3H	9.6	10.1	9.9	10.3	10.6	9.2	9.7	9.5	9.9	10.2
4H	9.5	10.0	9.9	10.2	10.5	9.1	9.5	9.4	9.8	10.1
6H	9.4	9.8	9.8	10.1	10.5	9.0	9.4	9.4	9.7	10.0
8H	9.4	9.7	9.7	10.1	10.4	8.9	9.3	9.3	9.6	10.0
12H	9.3	9.6	9.7	10.0	10.4	8.9	9.2	9.3	9.6	10.0
8H 4H	9.4	9.7	9.7	10.1	10.4	8.9	9.3	9.3	9.6	10.0
6H	9.2	9.5	9.7	9.9	10.3	8.8	9.1	9.2	9.5	9.9
8H	9.2	9.5	9.6	9.9	10.3	8.8	9.0	9.2	9.4	9.9
12H	9.1	9.4	9.6	9.8	10.3	8.7	8.9	9.2	9.4	9.8
12H 4H	9.3	9.6	9.7	10.0	10.4	8.9	9.2	9.3	9.6	10.0
6H	9.2	9.5	9.6	9.9	10.3	8.8	9.0	9.2	9.4	9.9
8H	9.1	9.4	9.6	9.8	10.3	8.7	8.9	9.2	9.4	9.8
Variations with the observer position at spacings(CIE Pub.117):										
S = 1.0H	+ 3.2 / -12.7					+ 3.0 / -11.9				
1.5H	+ 5.1 / -10.2					+ 4.8 / - 8.6				
2.0H	+ 7.1 / -10.8					+ 6.2 / -10.9				

CIE Pub.117, 692.4 lm Total Lamp Luminous Flux Correct (8log(F/F0) = -1.3)
Area: 0.000961625 m2

C Range: 0 - 360DEG
C Interval: 30.0DEG
Test Speed: HIGH
Temperature:25.3℃
Operators:zoe
Test Date:2025-1-7

Range: 0 - 180DEG
Interval: 1.0DEG
Test System:EVERFINE GO-SPEX500_V1 SYSTEM V2.00.461
Humidity:65.0%
Test Distance:3.160m [K=1.0000]
Remarks: LAMP:BXRH-30H0600-A-83 Ra:97
LENS:PM-1084A 24R
DRIVER:SC20W150-500CG-4W 200mA

30minutes warm-up

UTILIZATION FACTORS TABLE

Test:U:220.38V I:0.0430A P:8.8992W PF:0.9359 Freq:49.99Hz Lamp Flux:692.395x1 lm		
NAME: 2319.226-UA-200	TYPE:	WEIGHT:
SPEC.: 3000K	DIM.:	SERIAL No.: 2501070027
MFR.: RISE	SUR.: 0.000961625m2	Shielding Angle:

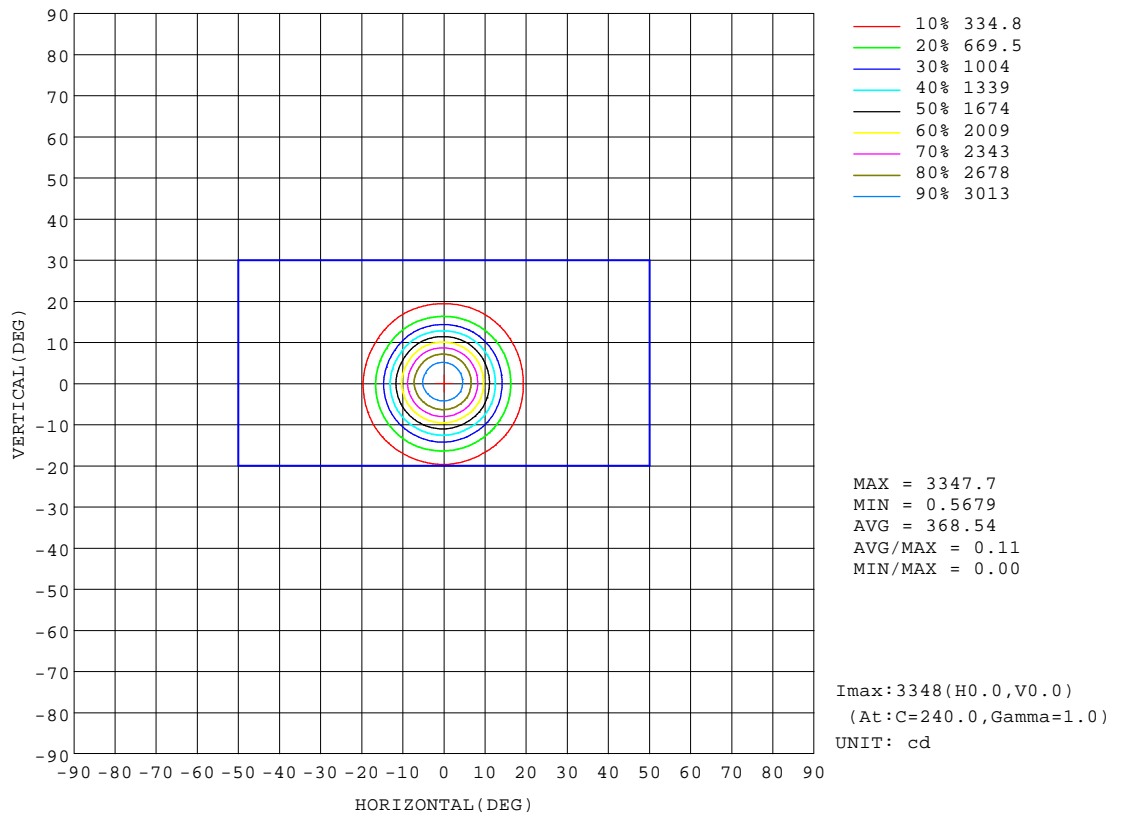
REFLECTANCE										
Ceiling	0.8	0.8	0.8	0.7	0.7	0.7	0.5	0.5	0.5	0
Walls	0.7	0.5	0.3	0.7	0.5	0.3	0.7	0.5	0.3	0
Working plane	0.2	0.2	0.2	0.2	0.2	0.2	0.2	0.2	0.2	0
ROOM INDEX	UTILIZATION FACTORS(PERCENT) $k(RI) \times RCR = 5$									
k = 0.60	76	72	69	76	72	69	75	71	69	66
0.80	82	78	75	82	78	75	81	77	75	72
1.00	85	81	79	85	81	78	84	81	78	75
1.25	88	85	82	88	84	82	86	83	81	78
1.50	90	87	84	89	86	84	88	85	83	80
2.00	92	89	87	91	88	86	89	87	85	81
2.50	94	91	88	92	90	88	90	88	86	81
3.00	95	92	90	93	91	89	90	89	87	82
4.00	96	94	93	95	93	91	92	90	89	83
5.00	97	96	94	95	94	93	92	91	90	84
ROOM INDEX	UF(total)									Direct
According to DIN EN 13032-2 2004			Suspended					SHRNOM = 1.25		

C Range: 0 - 360DEG
C Interval: 30.0DEG
Test Speed: HIGH
Temperature:25.3℃
Operators:zoe
Test Date:2025-1-7

Range: 0 - 180DEG
Interval: 1.0DEG
Test System:EVERFINE GO-SPEX500_V1 SYSTEM V2.00.461
Humidity:65.0%
Test Distance:3.160m [K=1.0000]
Remarks: LAMP:BXRH-30H0600-A-83 Ra:97
LENS:PM-1084A 24R
DRIVER:SC20W150-500CG-4W 200mA
30minutes warm-up

ISOCANDELA DIAGRAM

Test:U:220.38V I:0.0430A P:8.8992W PF:0.9359 Freq:49.99Hz Lamp Flux:692.395x1 lm		
NAME: 2319.226-UA-200	TYPE:	WEIGHT:
SPEC.: 3000K	DIM.:	SERIAL No.: 2501070027
MFR.: RISE	SUR.: 0.000961625m2	Shielding Angle:

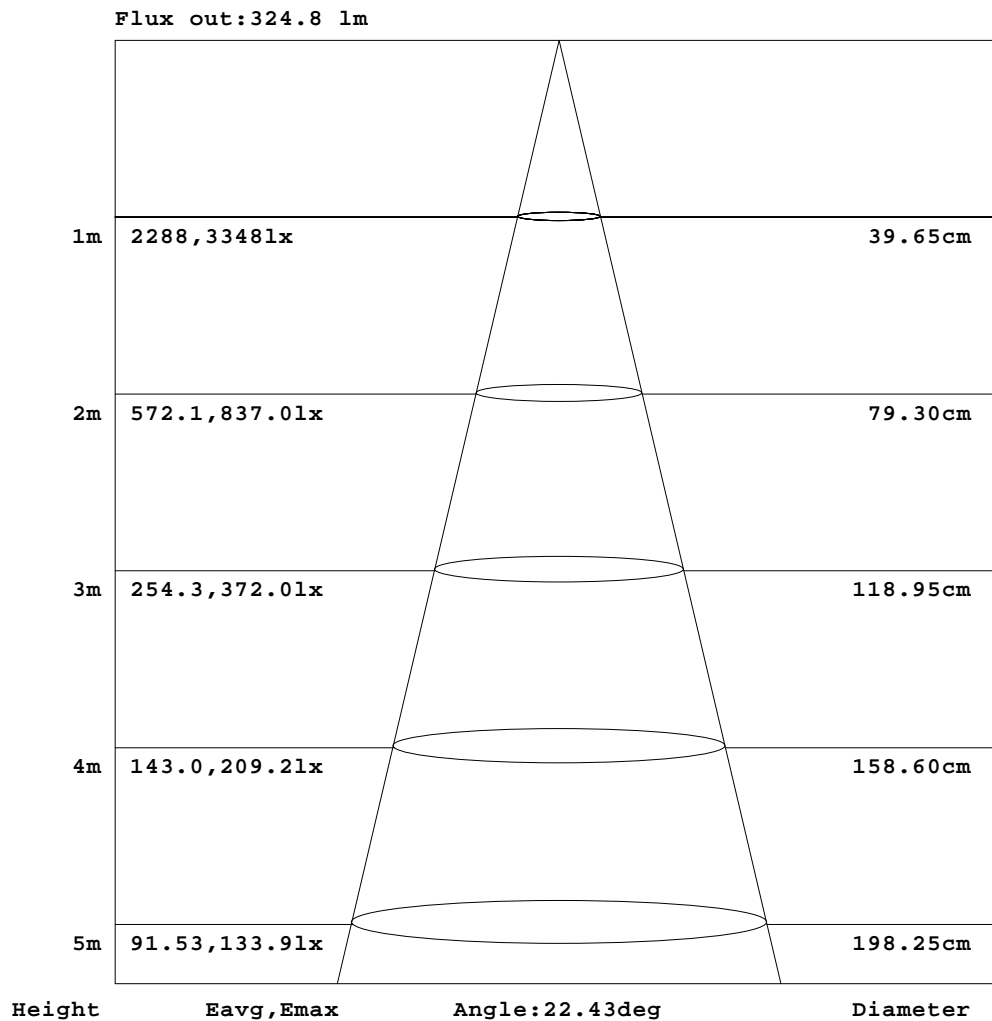


C Range: 0 - 360DEG
C Interval: 30.0DEG
Test Speed: HIGH
Temperature:25.3℃
Operators:zoe
Test Date:2025-1-7

Range: 0 - 180DEG
Interval: 1.0DEG
Test System:EVERFINE GO-SPEX500_V1 SYSTEM V2.00.461
Humidity:65.0%
Test Distance:3.160m [K=1.0000]
Remarks: LAMP:BXRH-30H0600-A-83 Ra:97
LENS:PM-1084A 24R
DRIVER:SC20W150-500CG-4W 200mA
30minutes warm-up

AAI Figure

Test:U:220.38V I:0.0430A P:8.8992W PF:0.9359 Freq:49.99Hz Lamp Flux:692.395x1 lm		
NAME: 2319.226-UA-200	TYPE:	WEIGHT:
SPEC.: 3000K	DIM.:	SERIAL No.: 2501070027
MFR.: RISE	SUR.: 0.000961625m2	Shielding Angle:



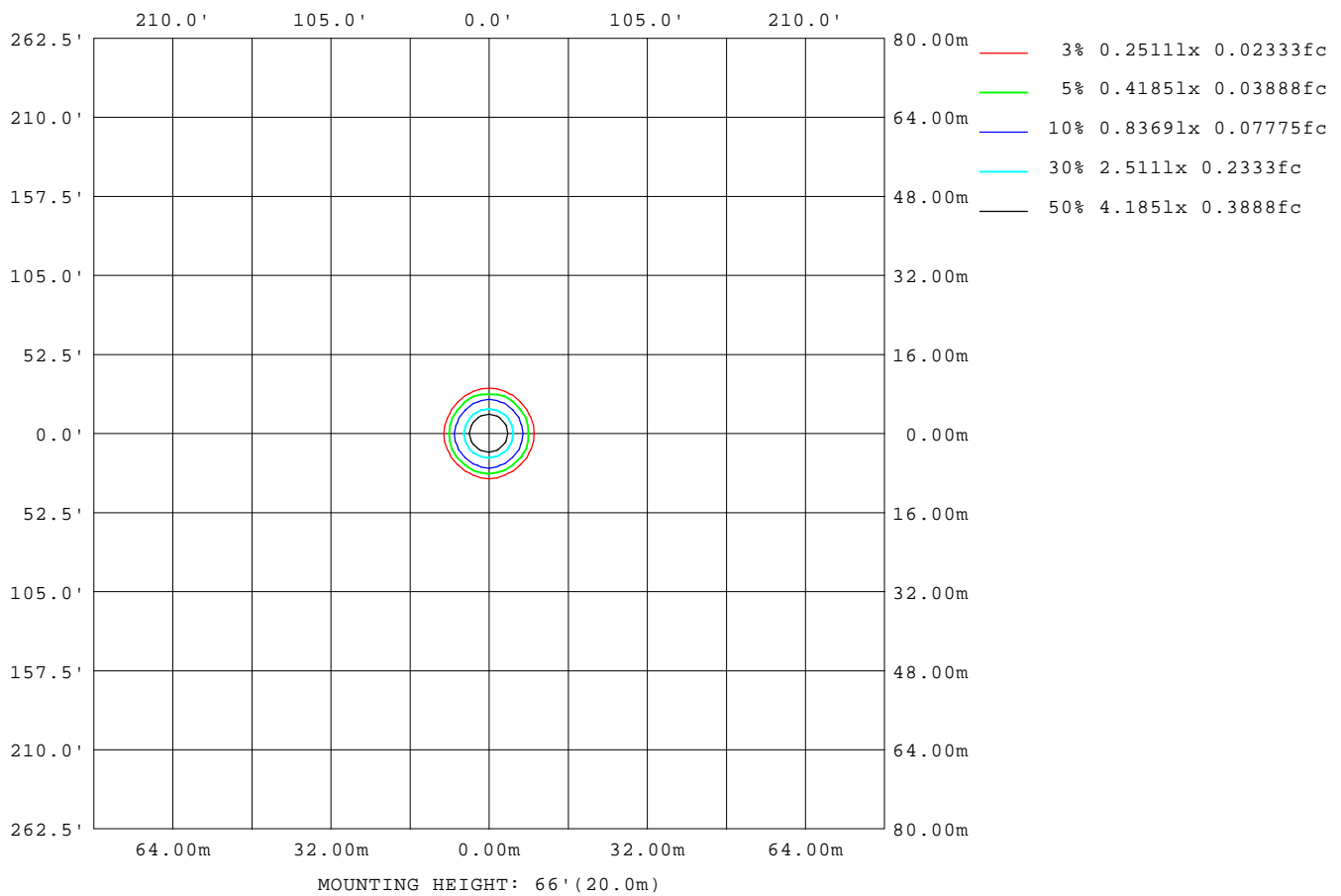
Note:The Curves indicate the illuminated area and the average illumination when the luminaire is at different distance.

C Range: 0 - 360DEG
C Interval: 30.0DEG
Test Speed: HIGH
Temperature:25.3℃
Operators:zoe
Test Date:2025-1-7

Range: 0 - 180DEG
Interval: 1.0DEG
Test System:EVERFINE GO-SPEX500_V1 SYSTEM V2.00.461
Humidity:65.0%
Test Distance:3.160m [K=1.0000]
Remarks: LAMP:BXRH-30H0600-A-83 Ra:97
LENS:PM-1084A 24R
DRIVER:SC20W150-500CG-4W 200mA
30minutes warm-up

ISOLUX DIAGRAM

Test:U:220.38V I:0.0430A P:8.8992W PF:0.9359 Freq:49.99Hz Lamp Flux:692.395x1 lm		
NAME: 2319.226-UA-200	TYPE:	WEIGHT:
SPEC.: 3000K	DIM.:	SERIAL No.: 2501070027
MFR.: RISE	SUR.: 0.000961625m2	Shielding Angle:



C Range: 0 - 360DEG
C Interval: 30.0DEG
Test Speed: HIGH
Temperature:25.3℃
Operators:zoe
Test Date:2025-1-7

Range: 0 - 180DEG
Interval: 1.0DEG
Test System:EVERFINE GO-SPEX500_V1 SYSTEM V2.00.461
Humidity:65.0%
Test Distance:3.160m [K=1.0000]
Remarks: LAMP:BXRH-30H0600-A-83 Ra:97
LENS:PM-1084A 24R
DRIVER:SC20W150-500CG-4W 200mA

30minutes warm-up

LED Avg.L Report

Test:U:220.38V I:0.0430A P:8.8992W PF:0.9359 Freq:49.99Hz Lamp Flux:692.395x1 lm		
NAME: 2319.226-UA-200	TYPE:	WEIGHT:
SPEC.: 3000K	DIM.:	SERIAL No.: 2501070027
MFR.: RISE	SUR.: 0.000961625m2	Shielding Angle:

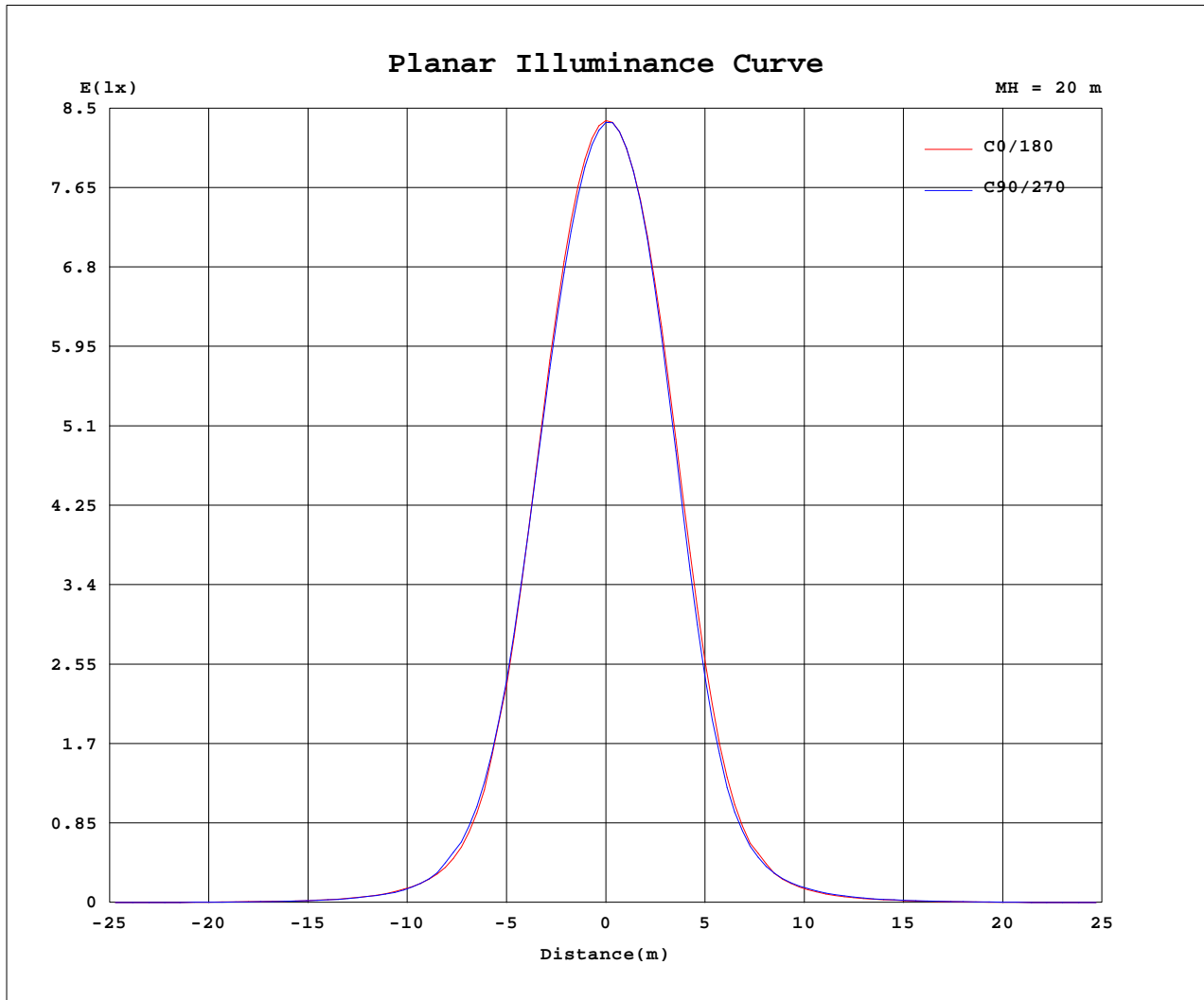
AvgL	cd/m2
L_0~180(65)av	318
L_0~180(75)av	153
L_0~180(85)av	237
L_90~270(65)av	310
L_90~270(75)av	143
L_90~270(85)av	220
L_45(65)av	303
L_45(75)av	123
L_45(85)av	108

Standard: GB/T 29293-2012

C Range: 0 - 360DEG
C Interval: 30.0DEG
Test Speed: HIGH
Temperature:25.3℃
Operators:zoe
Test Date:2025-1-7

Range: 0 - 180DEG
Interval: 1.0DEG
Test System:EVERFINE GO-SPEX500_V1 SYSTEM V2.00.461
Humidity:65.0%
Test Distance:3.160m [K=1.0000]
Remarks: LAMP:BXRH-30H0600-A-83 Ra:97
LENS:PM-1084A 24R
DRIVER:SC20W150-500CG-4W 200mA
30minutes warm-up

Planar Illuminance Curve



C Range: 0 - 360DEG
 C Interval: 30.0DEG
 Test Speed: HIGH
 Temperature: 25.3 °C
 Operators: zoe
 Test Date: 2025-1-7

Range: 0 - 180DEG
 Interval: 1.0DEG
 Test System: EVERFINE GO-SPEX500_V1 SYSTEM V2.00.461
 Humidity: 65.0%
 Test Distance: 3.160m [K=1.0000]
 Remarks: LAMP: BXRH-30H0600-A-83 Ra: 97
 LENS: PM-1084A 24R
 DRIVER: SC20W150-500CG-4W 200mA

30minutes warm-up



LUMINOUS DISTRIBUTION INTENSITY DATA

Test:U:220.38V I:0.0430A P:8.8992W PF:0.9359 Freq:49.99Hz Lamp Flux:692.395x1 lm		
NAME: 2319.226-UA-200	TYPE:	WEIGHT:
SPEC.: 3000K	DIM.:	SERIAL No.: 2501070027
MFR.: RISE	SUR.: 0.000961625m2	Shielding Angle:

Table--1

UNIT: cd

C(DEG) (DEG)	0	30	60	90	120	150	180	210	240	270	300	330						
0	3341	3341	3341	3341	3341	3341	3341	3341	3341	3341	3341	3341						
5	2947	2936	2907	2908	2935	2984	3037	3029	3049	3036	3011	2979						
10	1919	1914	1879	1911	1953	2028	2074	2049	2061	2026	2000	1959						
15	865	849	856	875	900	940	940	881	897	870	871	875						
20	286	295	293	314	308	316	306	285	299	292	296	287						
25	111	111	108	111	108	109	110	109	115	114	116	111						
30	49.0	49.0	47.2	47.2	46.8	46.6	47.7	50.4	53.5	52.8	53.0	49.7						
35	22.8	22.6	21.6	22.0	21.0	21.6	22.0	23.4	25.8	25.3	25.0	23.3						
40	12.2	11.6	11.1	10.7	10.5	10.8	11.3	11.9	13.7	13.3	12.9	12.4						
45	6.06	5.88	5.77	5.35	5.11	5.09	5.16	5.46	6.59	6.36	6.29	6.06						
50	1.97	2.08	2.50	2.08	1.93	1.78	1.69	1.71	1.80	1.84	1.83	1.87						
55	0.75	0.79	1.04	0.83	0.75	0.74	0.66	0.67	0.73	0.76	0.78	0.78						
60	0.39	0.39	0.40	0.39	0.36	0.40	0.34	0.33	0.35	0.37	0.40	0.40						
65	0.14	0.13	0.13	0.13	0.13	0.12	0.12	0.11	0.11	0.12	0.13	0.13						
70	0.06	0.06	0.07	0.07	0.06	0.06	0.05	0.04	0.04	0.05	0.04	0.05						
75	0.04	0.04	0.04	0.04	0.03	0.04	0.04	0.03	0.03	0.03	0.02	0.03						
80	0.03	0.02	0.03	0.03	0.02	0.02	0.03	0.02	0.01	0.02	0.01	0.02						
85	0.02	0.01	0.01	0.02	0.01	0.01	0.02	0.01	0.01	0.02	0.01	0.01						
90	0.00	0.00	0.00	0.00	0.00	0.00	0.00	0.00	0.00	0.00	0.00	0.00						
95	0.00	0.00	0.00	0.00	0.00	0.00	0.00	0.00	0.00	0.00	0.00	0.00						
100	0.00	0.00	0.00	0.00	0.00	0.00	0.00	0.00	0.00	0.00	0.00	0.00						
105	0.00	0.00	0.00	0.00	0.00	0.00	0.00	0.00	0.00	0.00	0.00	0.00						
110	0.00	0.00	0.00	0.00	0.00	0.00	0.00	0.00	0.00	0.00	0.00	0.00						
115	0.00	0.00	0.00	0.00	0.00	0.00	0.00	0.00	0.00	0.00	0.00	0.00						
120	0.00	0.00	0.00	0.00	0.00	0.00	0.00	0.00	0.00	0.00	0.00	0.00						
125	0.00	0.00	0.00	0.00	0.00	0.00	0.00	0.00	0.00	0.00	0.00	0.00						
130	0.00	0.00	0.00	0.00	0.00	0.00	0.00	0.00	0.00	0.00	0.00	0.00						
135	0.00	0.00	0.00	0.00	0.00	0.00	0.00	0.00	0.00	0.00	0.00	0.00						
140	0.00	0.00	0.00	0.00	0.00	0.00	0.00	0.00	0.00	0.00	0.00	0.00						
145	0.00	0.00	0.00	0.00	0.00	0.00	0.00	0.00	0.00	0.00	0.00	0.00						
150	0.00	0.00	0.00	0.00	0.00	0.00	0.00	0.00	0.00	0.00	0.00	0.00						
155	0.00	0.00	0.00	0.00	0.00	0.00	0.00	0.00	0.00	0.00	0.00	0.00						
160	0.00	0.00	0.00	0.00	0.00	0.00	0.00	0.00	0.00	0.00	0.00	0.00						
165	0.00	0.00	0.00	0.00	0.00	0.00	0.00	0.00	0.00	0.00	0.00	0.00						
170	0.00	0.00	0.00	0.00	0.00	0.00	0.00	0.00	0.00	0.00	0.00	0.00						
175	0.00	0.00	0.00	0.00	0.00	0.00	0.00	0.00	0.00	0.00	0.00	0.00						
180	0.00	0.00	0.00	0.00	0.00	0.00	0.00	0.00	0.00	0.00	0.00	0.00						

C Range: 0 - 360DEG
C Interval: 30.0DEG
Test Speed: HIGH
Temperature:25.3℃
Operators:zoe
Test Date:2025-1-7

Range: 0 - 180DEG
Interval: 1.0DEG
Test System:EVERFINE GO-SPEX500_V1 SYSTEM V2.00.461
Humidity:65.0%
Test Distance:3.160m [K=1.0000]
Remarks: LAMP:BXRH-30H0600-A-83 Ra:97
LENS:PM-1084A 24R
DRIVER:SC20W150-500CG-4W 200mA

30minutes warm-up